

How to Submit Video Assignments for Band via Google Classroom

This PowerPoint will be divided into two sections:

1. How to submit assignments on your computer

2. How to submit assignments on your phone

Follow the Green Circles!



Step “0”: Create a Gmail Account

- ▶ Make sure your First and Last Name are correct so that Mr. Tenore can assess you properly!

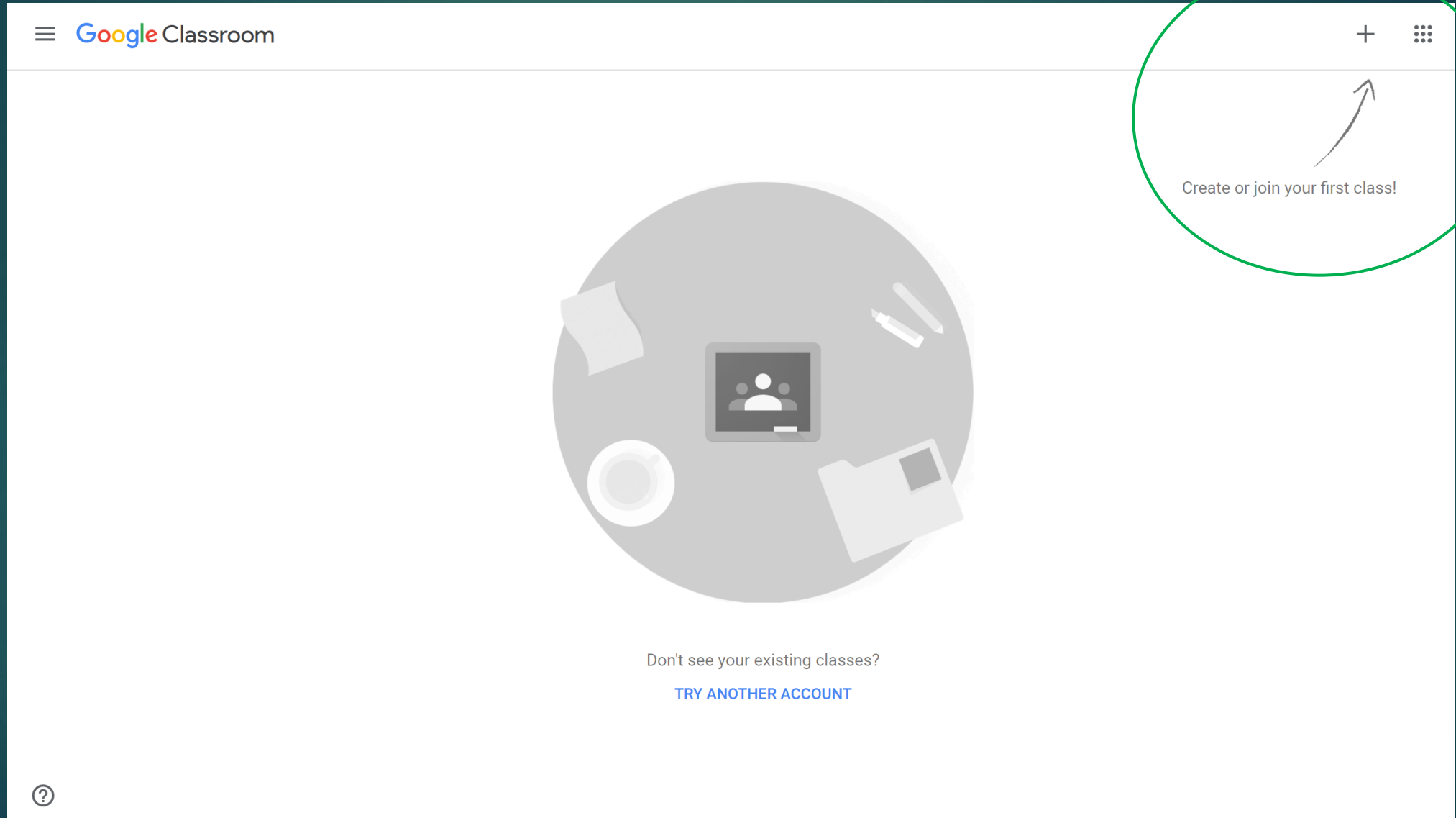


How to Submit Assignments via Computer

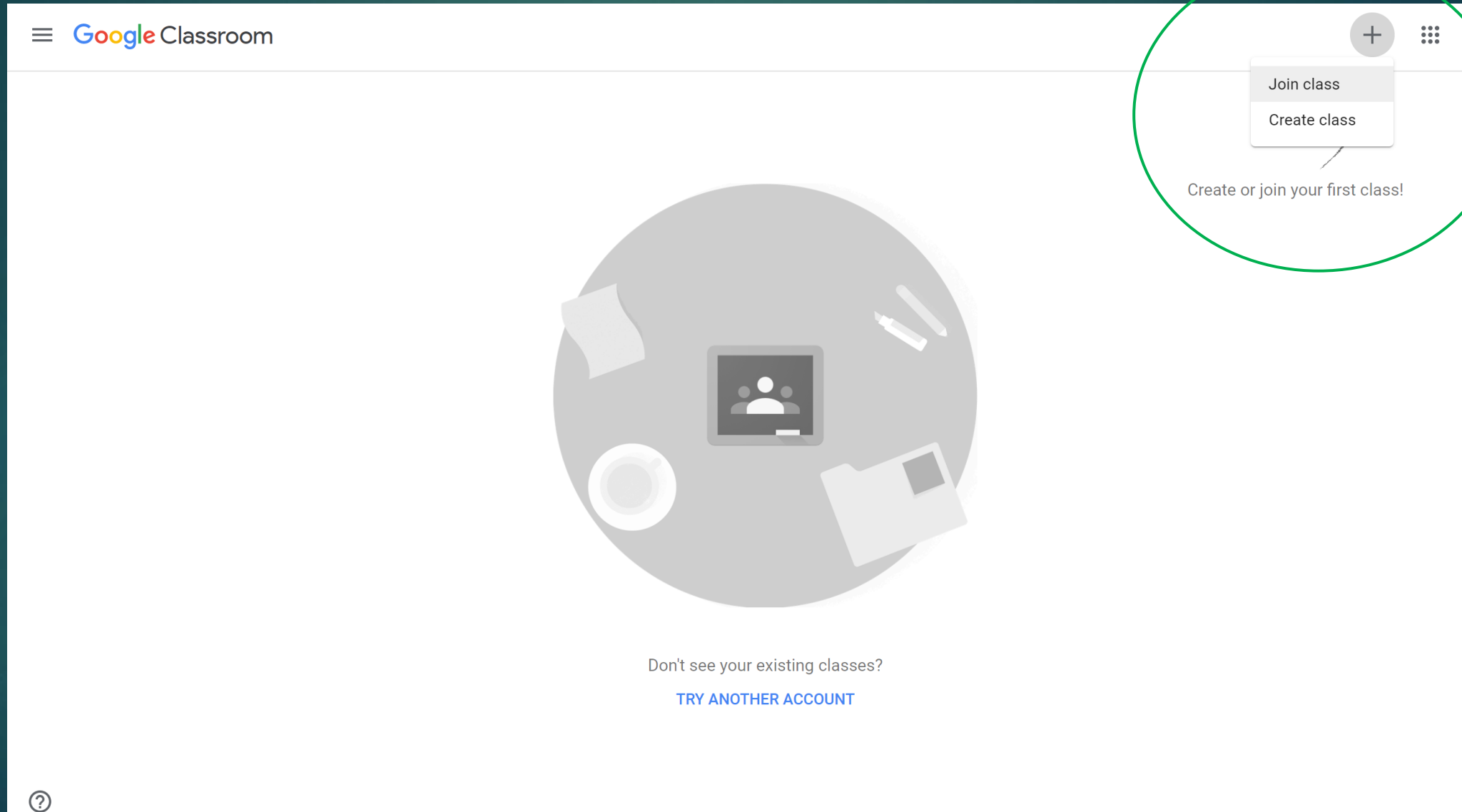
1. Go to Google Classroom

- ▶ [Classroom.Google.com](https://classroom.google.com)

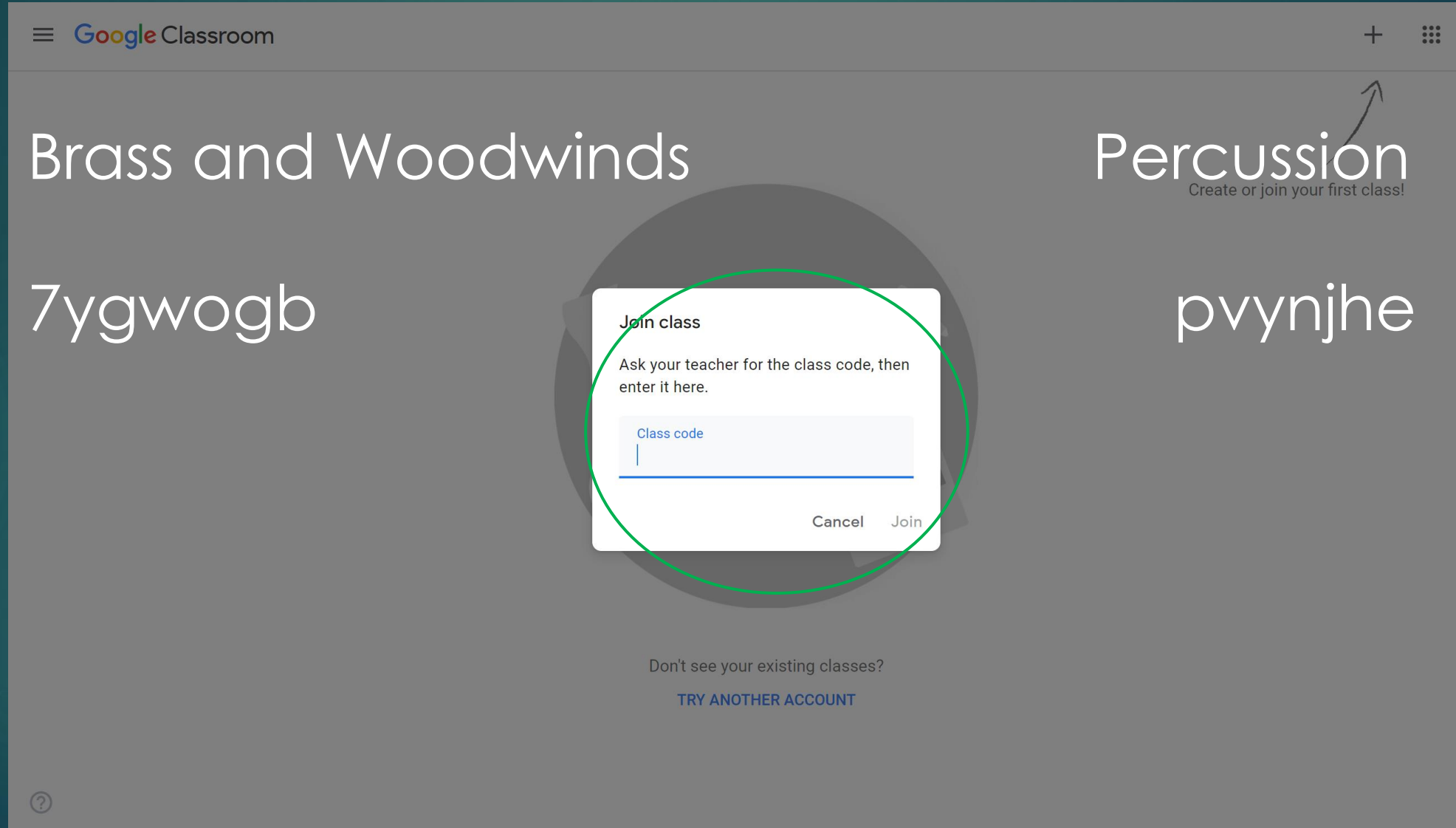
2. Join your “Class”



2. Join your “Class”



3. Enter in your Code for your Class



The screenshot shows the Google Classroom interface. At the top, the Google Classroom logo is on the left, and a plus sign and a grid icon are on the right. Below the header, there are four large, stylized text elements: "Brass and Woodwinds", "Percussion" (with a small arrow pointing to the plus sign in the header), "7ygwogb", and "pvynjhe". In the center, a "Join class" dialog box is open, highlighted with a green circle. The dialog box contains the text "Join class", "Ask your teacher for the class code, then enter it here.", a text input field labeled "Class code", and "Cancel" and "Join" buttons at the bottom. Below the dialog box, there is a link that says "Don't see your existing classes? TRY ANOTHER ACCOUNT". A small question mark icon is in the bottom left corner.

Google Classroom

Brass and Woodwinds

Percussion
Create or join your first class!

7ygwogb

pvynjhe

Join class

Ask your teacher for the class code, then enter it here.

Class code

Cancel Join

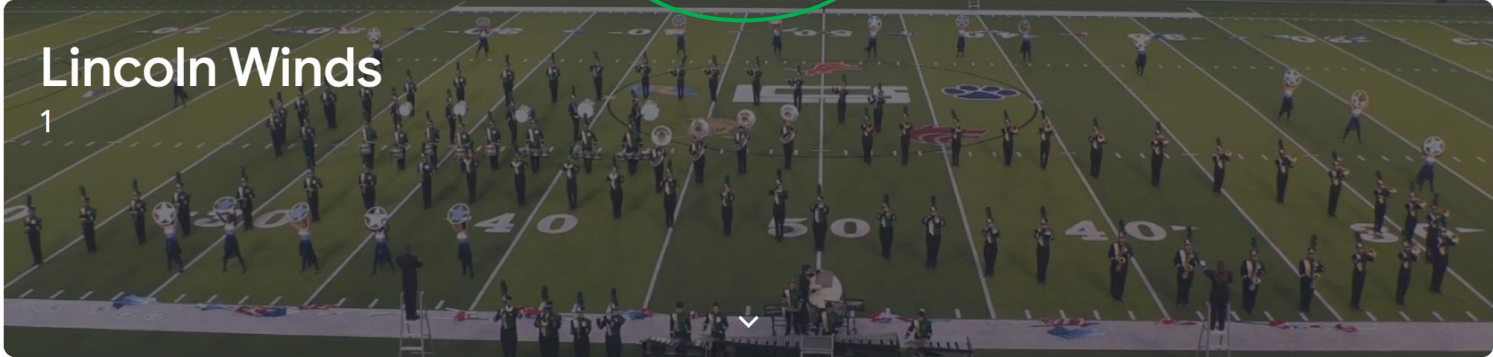
Don't see your existing classes?
[TRY ANOTHER ACCOUNT](#)

?

4. You're in! This is the Classroom. Click "Classwork" at the top.

Lincoln Winds
1

StreamClassworkPeople





Lincoln Winds
1


Upcoming


Woohoo, no work due soon!


View all

Share something with your class...

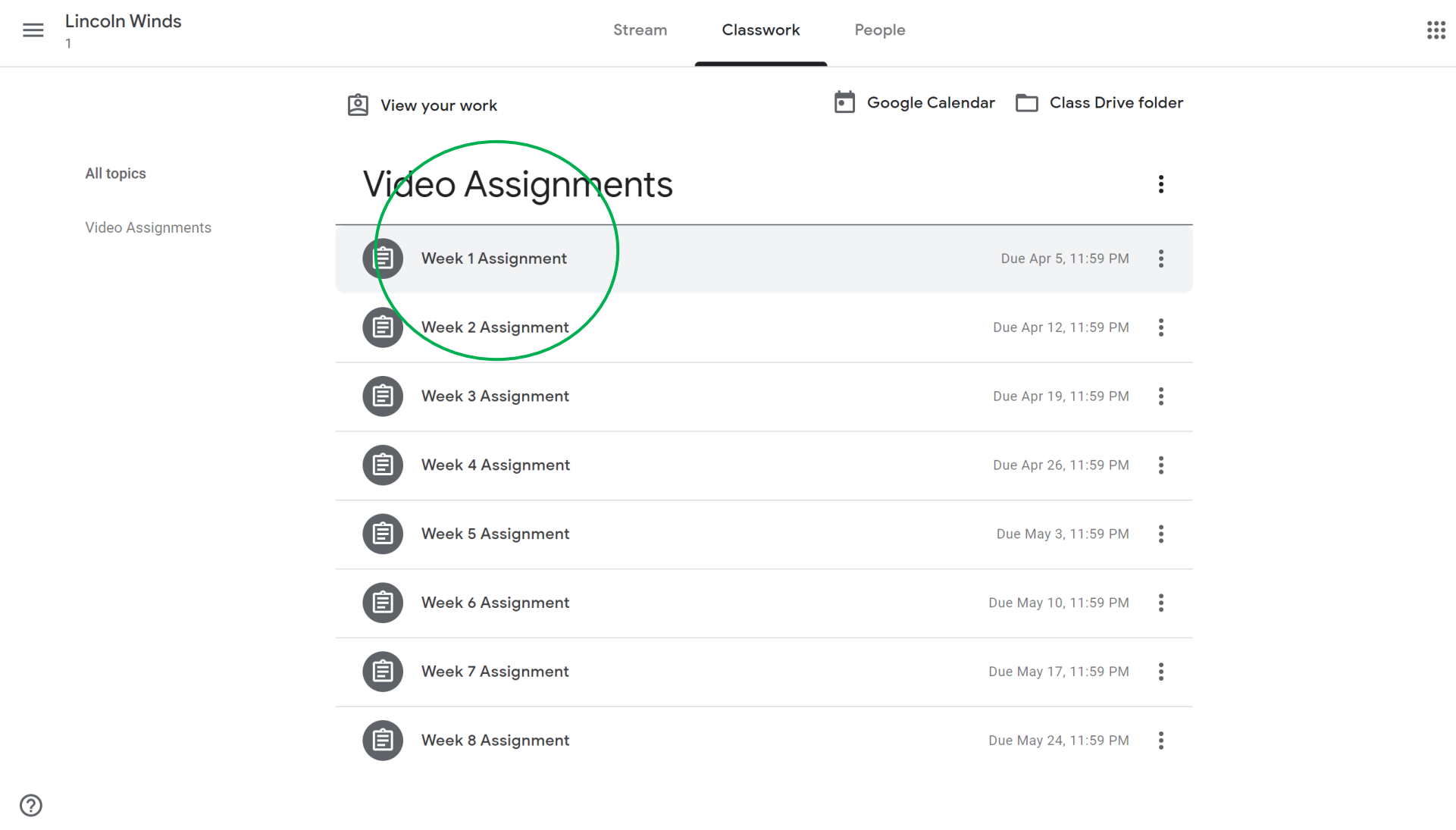
Mr. Tenore posted a new assignment: Week 1 Assignment
2:35 PM (Edited 3:10 PM)

Mr. Tenore posted a new assignment: Week 2 Assignment
2:42 PM (Edited 3:10 PM)

Mr. Tenore posted a new assignment: Week 3 Assignment
2:43 PM (Edited 3:09 PM)



5. Select the assignment you need to turn in (Week 1 = 1st Assignment)



The screenshot shows the Canvas LMS interface for a course named 'Lincoln Winds'. The 'Classwork' tab is selected, displaying a list of 'Video Assignments'. The 'Week 1 Assignment' is highlighted with a green circle. The interface includes a top navigation bar with 'Stream', 'Classwork', and 'People' tabs. On the left, there are links for 'All topics' and 'Video Assignments'. At the top of the assignment list, there are links for 'View your work', 'Google Calendar', and 'Class Drive folder'. Each assignment entry includes a clipboard icon, the assignment name, the due date and time, and a three-dot menu icon.

Assignment	Due Date
Week 1 Assignment	Due Apr 5, 11:59 PM
Week 2 Assignment	Due Apr 12, 11:59 PM
Week 3 Assignment	Due Apr 19, 11:59 PM
Week 4 Assignment	Due Apr 26, 11:59 PM
Week 5 Assignment	Due May 3, 11:59 PM
Week 6 Assignment	Due May 10, 11:59 PM
Week 7 Assignment	Due May 17, 11:59 PM
Week 8 Assignment	Due May 24, 11:59 PM

6. Select “View Assignment”

The screenshot shows the 'Lincoln Winds' classwork page. The 'Classwork' tab is selected. The page displays a list of video assignments. The first assignment, 'Week 1 Assignment', is highlighted. A green circle is drawn around the 'View assignment' button at the bottom of the first assignment card. The assignment details include a due date of April 5, 11:59 PM, a status of 'Assigned', and a list of tasks: '- 3 Major Scales of Choice' and '- "Theme" of Symphonic Band Audition Etude'. A note recommends sticking to comfortable scales for the first video assignment. A link to the Band Website is provided: <https://www.leonschools.net/lincolnband>. Below the first assignment, four more assignments are listed: 'Week 2 Assignment' (due Apr 12), 'Week 3 Assignment' (due Apr 19), 'Week 4 Assignment' (due Apr 26), and 'Week 5 Assignment' (due May 3).

Lincoln Winds
1

Stream Classwork People

View your work Google Calendar Class Drive folder

All topics
Video Assignments

Video Assignments

Week 1 Assignment Due Apr 5, 11:59 PM

Posted 2:35 PM (Edited 3:10 PM) Assigned

- 3 Major Scales of Choice
- "Theme" of Symphonic Band Audition Etude
(Recommended - As is this your first video assignment, try to stick to some scales you're very comfortable with.)

Materials available on the Band Website (<https://www.leonschools.net/lincolnband>)

View assignment

Week 2 Assignment Due Apr 12, 11:59 PM

Week 3 Assignment Due Apr 19, 11:59 PM

Week 4 Assignment Due Apr 26, 11:59 PM

Week 5 Assignment Due May 3, 11:59 PM

7. Select “Add or Create” under “Your Work”

The screenshot shows a Canvas LMS interface for a user named Lincoln Winds. The main content area displays an assignment titled "Week 1 Assignment" due on April 5 at 11:59 PM, worth 11 points. The assignment was posted by Mr. Tenore at 2:35 PM. The assignment instructions include: "3 Major Scales of Choice", "Theme of Symphonic Band Audition Etude", and a recommendation to stick to comfortable scales for a first video assignment. A link to the Band Website is provided. Below the instructions is a "Class comments" section with a text input field and a submit button. On the right sidebar, the "Your work" section is highlighted with a green circle, showing an "Add or create" button and a "Mark as done" button. Below this is a "Private comments" section with a text input field and a submit button.

Lincoln Winds
1

Due Apr 5, 11:59 PM

11 points

Week 1 Assignment

Mr. Tenore 2:35 PM (Edited 3:10 PM)

- 3 Major Scales of Choice
- "Theme" of Symphonic Band Audition Etude
(Recommended - As is this your first video assignment, try to stick to some scales you're very comfortable with.)

Materials available on the Band Website (<https://www.leonschools.net/lincolnband>)

Class comments

Add class comment...

Your work Assigned

+ Add or create

Mark as done

Private comments

Add private comment...

8. Select “File”

The screenshot shows a Google Classroom interface. At the top left, the header says "Lincoln Winds" with a hamburger menu icon. Below it, the assignment is titled "Week 1 Assignment" with a due date of "Due Apr 5, 11:59 PM" and "11 points". The teacher is "Mr. Tenore" and the assignment was posted at "2:35 PM (Edited 3:10 PM)".

The assignment details include:

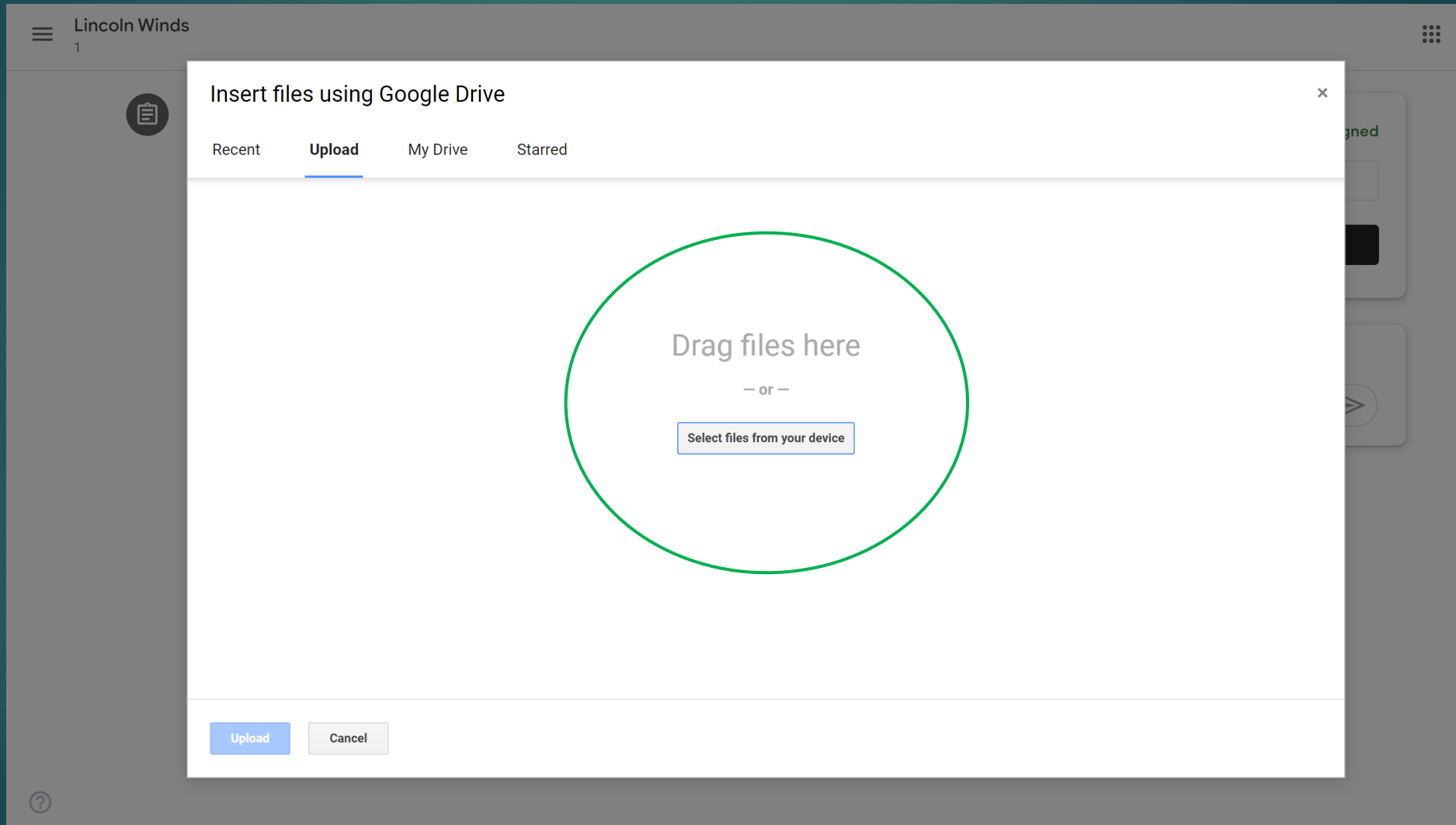
- 3 Major Scales of Choice
- "Theme" of Symphonic Band Audition Etude
- (Recommended - As is this your first video assignment, try to stick to some scales you're very comfortable with.)

Materials available on the Band Website (<https://www.leonschools.net/lincolnband>)

Below the assignment details is a "Class comments" section with a text input field "Add class comment..." and a submit button.

On the right side, the "Your work" menu is open, showing options to "Add or create" or "Create new". The "File" option is highlighted with a green circle. Other options in the "Create new" menu include Docs, Slides, Sheets, and Drawings.

9. You can either upload the video straight from your computer, or via Google Drive



10. Once uploaded, click “Mark as done”

The screenshot shows a Canvas LMS interface for a course named "Lincoln Winds". The assignment is titled "Week 1 Assignment" and is due on April 5 at 11:59 PM. It is worth 11 points and is marked as "Assigned". The assignment was posted by Mr. Tenore at 2:35 PM (edited 3:10 PM). The assignment details include:

- 3 Major Scales of Choice
- "Theme" of Symphonic Band Audition Etude
- (Recommended - As is this your first video assignment, try to stick to some scales you're very comfortable with.)

Materials available on the Band Website (<https://www.leonschools.net/lincolnband>)

The "Your work" sidebar on the right contains a "Mark as done" button, which is circled in green. Below it is a "Private comments" section with a profile picture and a text input field labeled "Add private comment..." with a submit arrow.

At the bottom left, there is a "Class comments" section with a profile picture and a text input field labeled "Add class comment..." with a submit arrow.

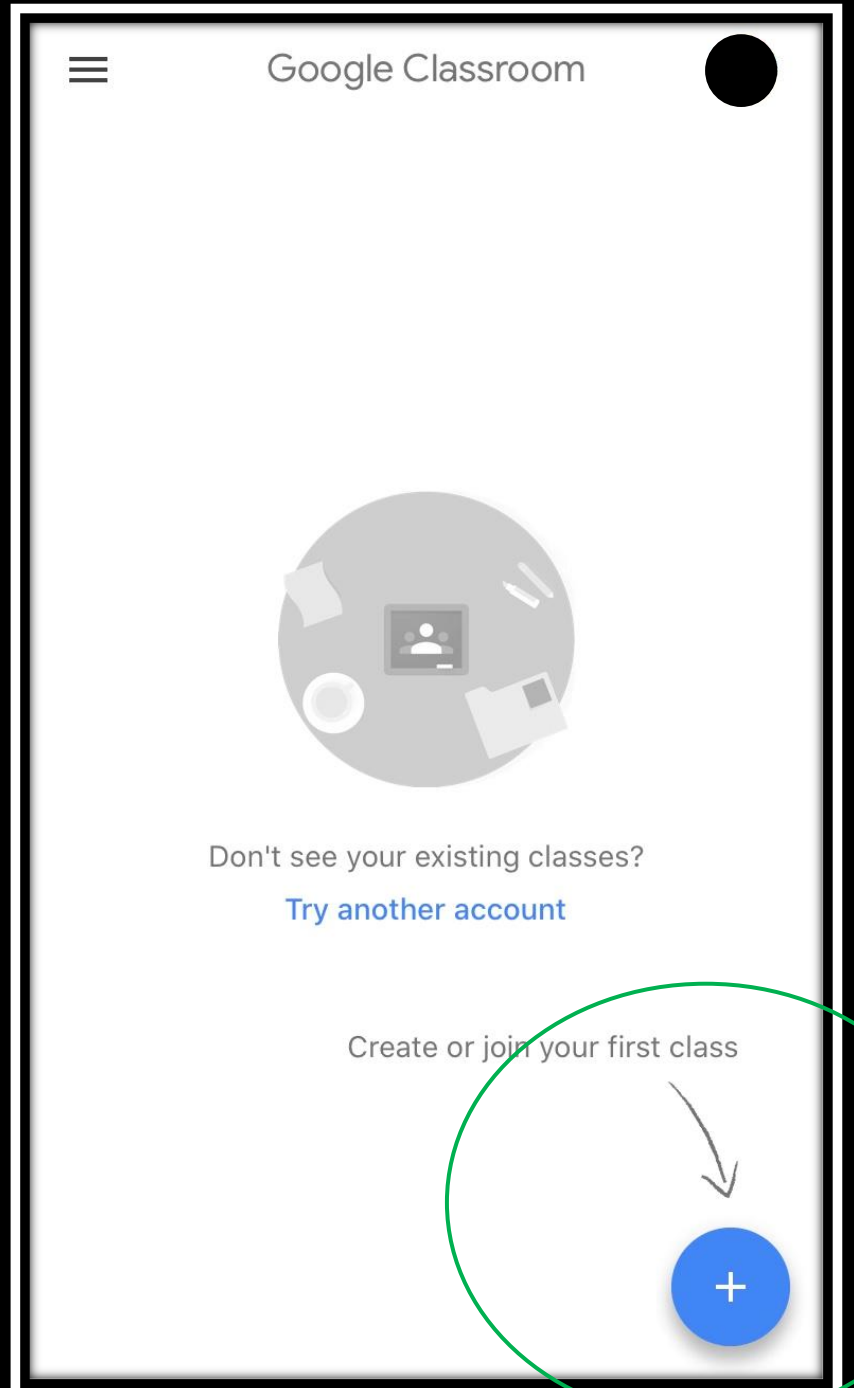


That's it! You're Done!

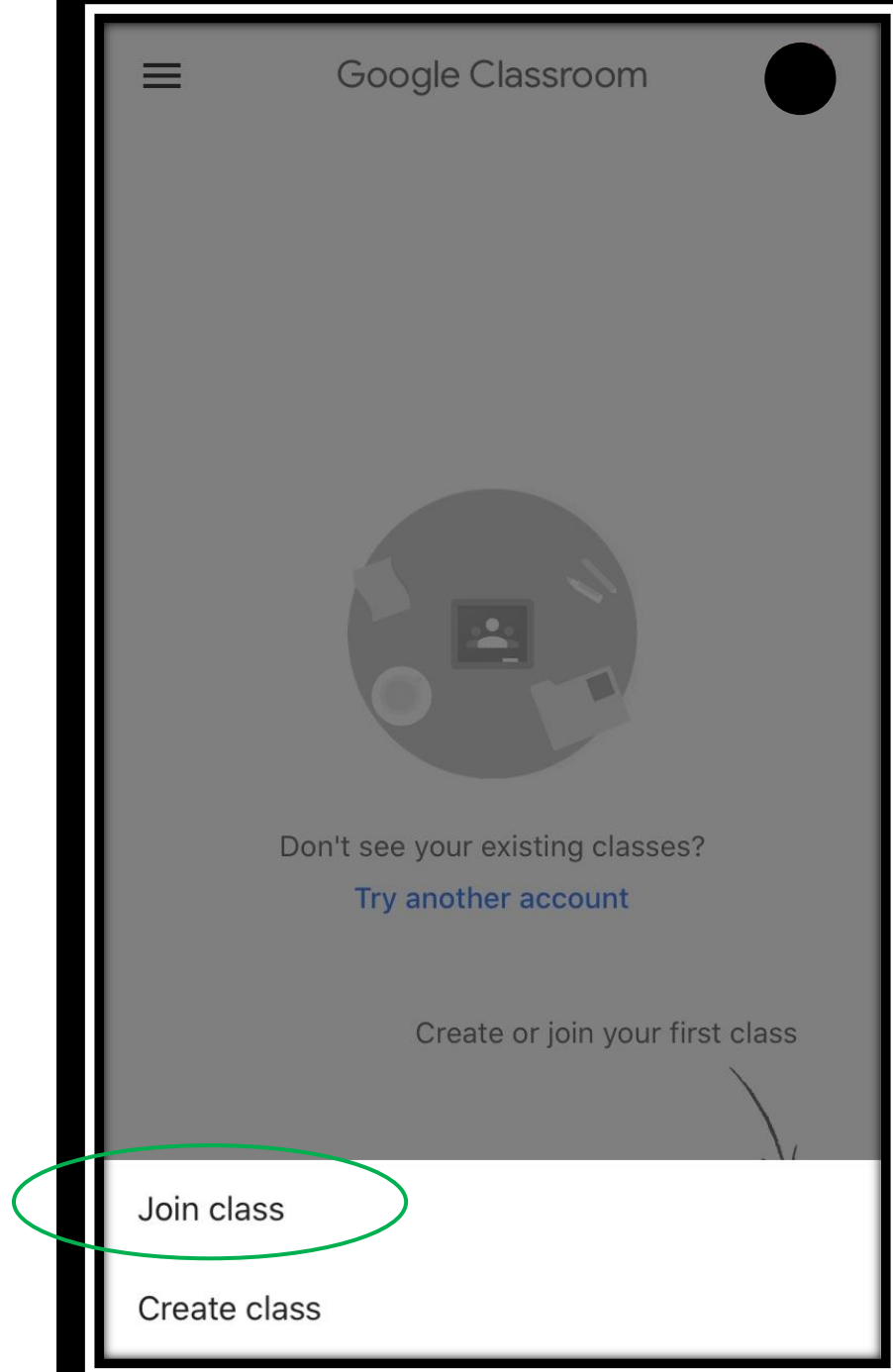
(THE NEXT SET OF SIDES WILL BE FOR MOBILE USERS)

How to Submit Assignments via mobile device

(NOTE: PHONE TYPE FEATURED WILL BE AN IOS DEVICE, BUT ANDROID
USERS SHOULD BE ABLE TO FOLLOW THE SAME STEPS)



1. Tap
“Create or
join your
first class”



2. Tap
“Join Class”

Join class

Ask your teacher for the class code, then enter it here.

Class code

q w e r t y u i o p

a s d f g h j k l

↑ z x c v b n m ↵

123 😊 🎤 space done

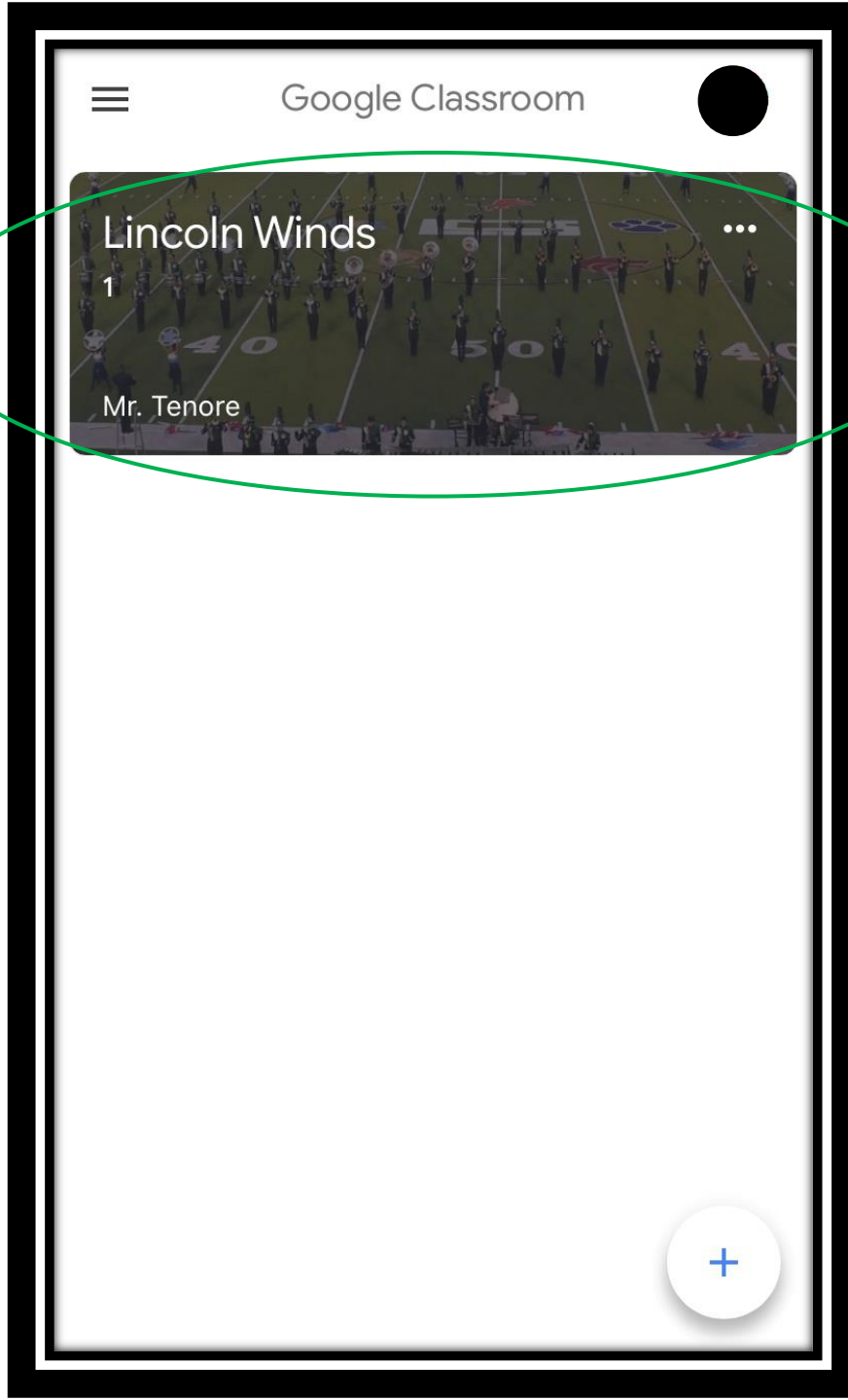
4. Type in your Class Code

Brass and Woodwinds:

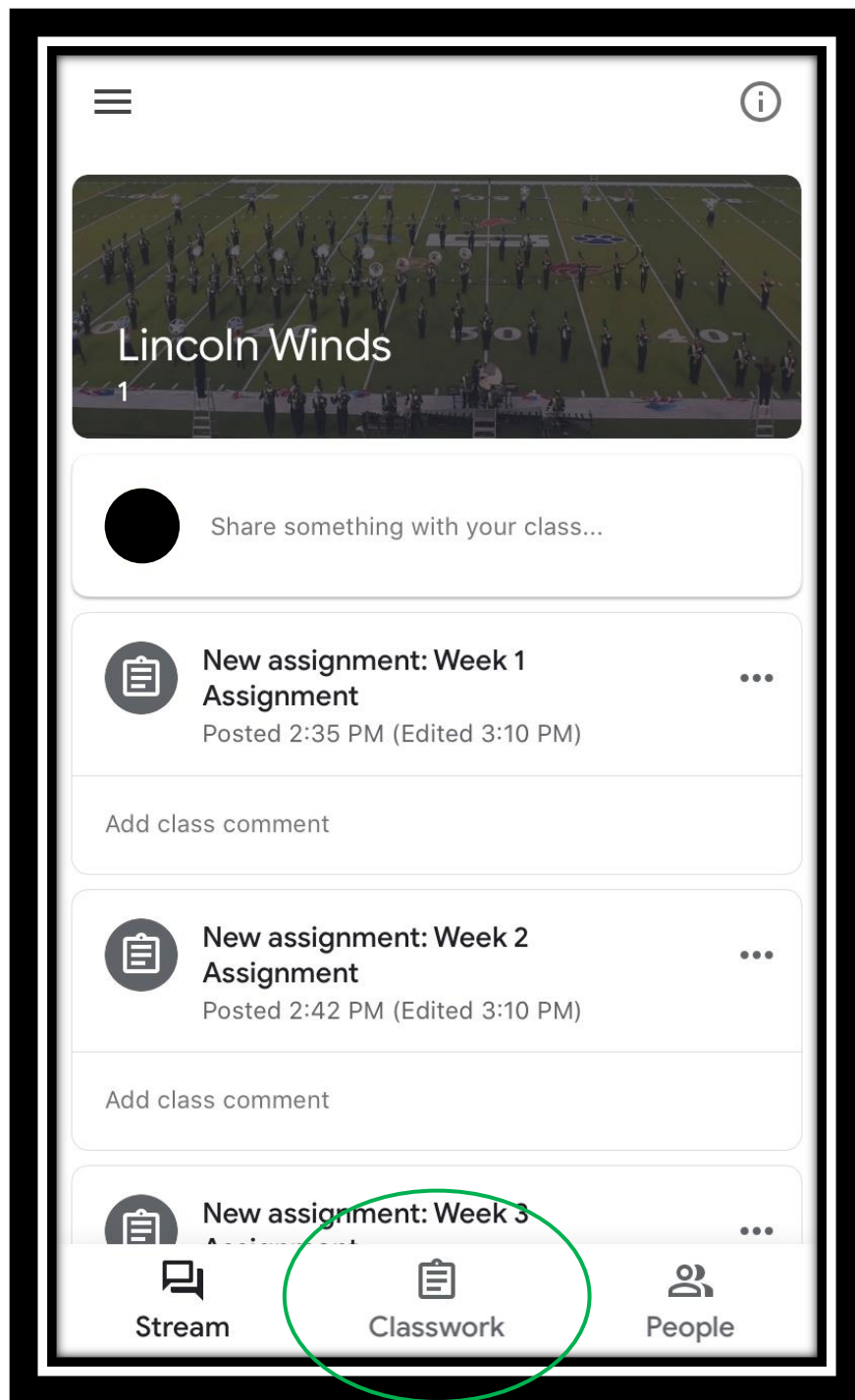
7ygwogb

Percussion:

pvynjhe

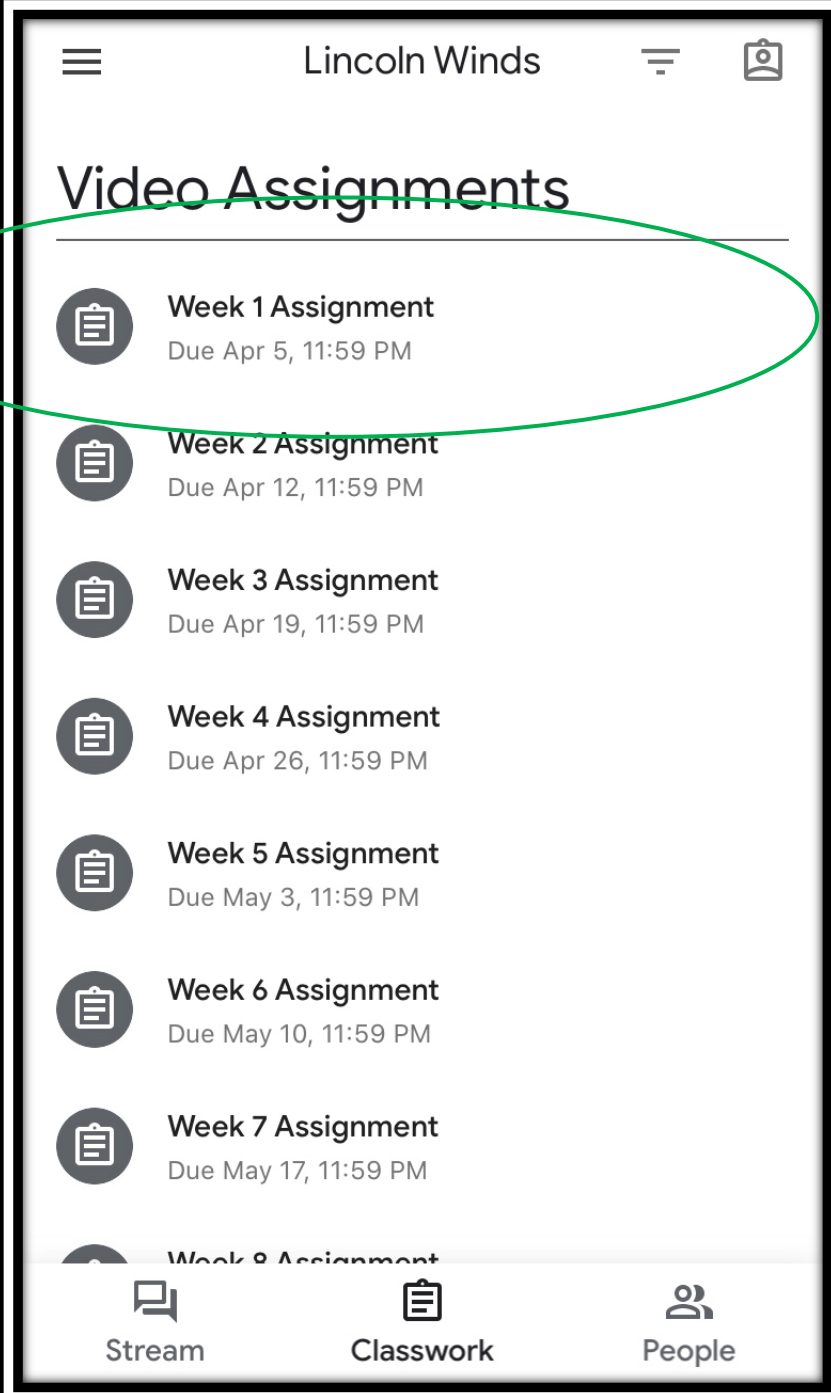


5. You're in!
Tap the
class on the
top of your
screen



6. This is the main page.

Tap
“Classwork”
at the
bottom



7. Tap the assignment you need to submit

(The first one is "Week 1")



Due Apr 5, 11:59 PM

Week 1 Assignment

11 points



Add class comment

-
- 3 Major Scales of Choice
 - "Theme" of Symphonic Band Audition Etude
(Recommended - As is this your first video assignment, try to stick to some scales you're very comfortable with.)

Materials available on the Band Website (<https://www.leonschools.net/lincolnband>)



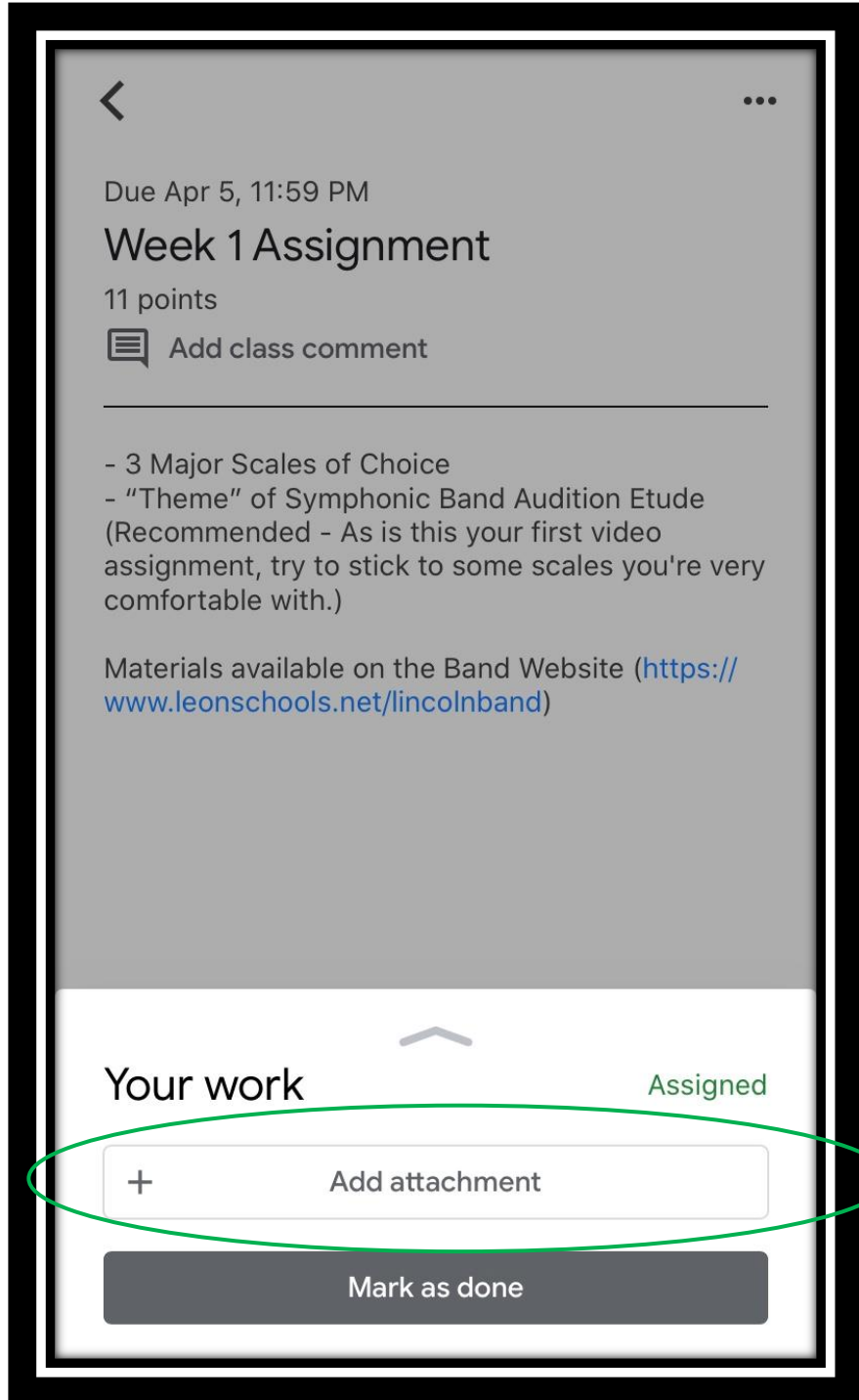
Your work

Assigned

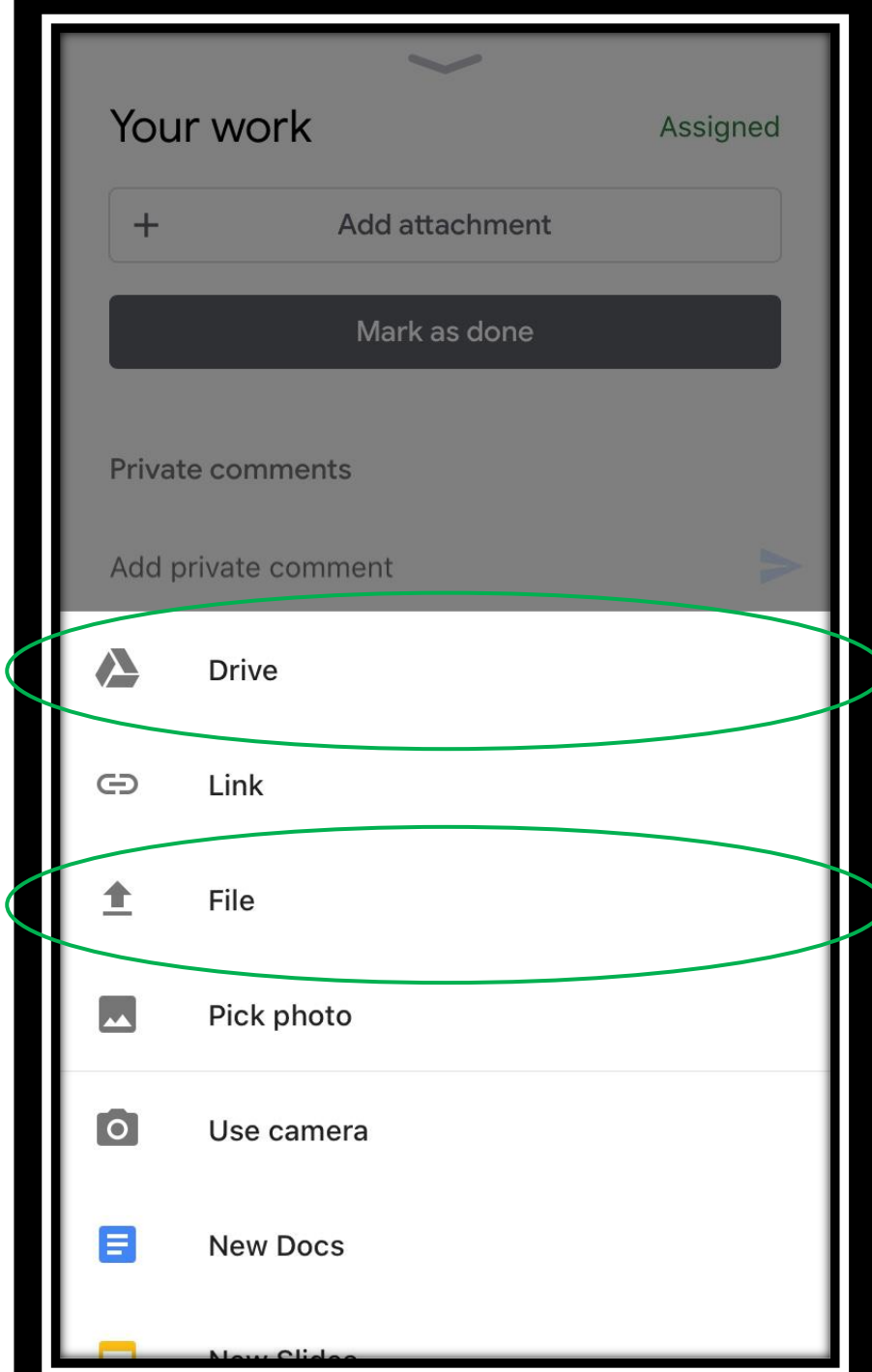


Add private comment

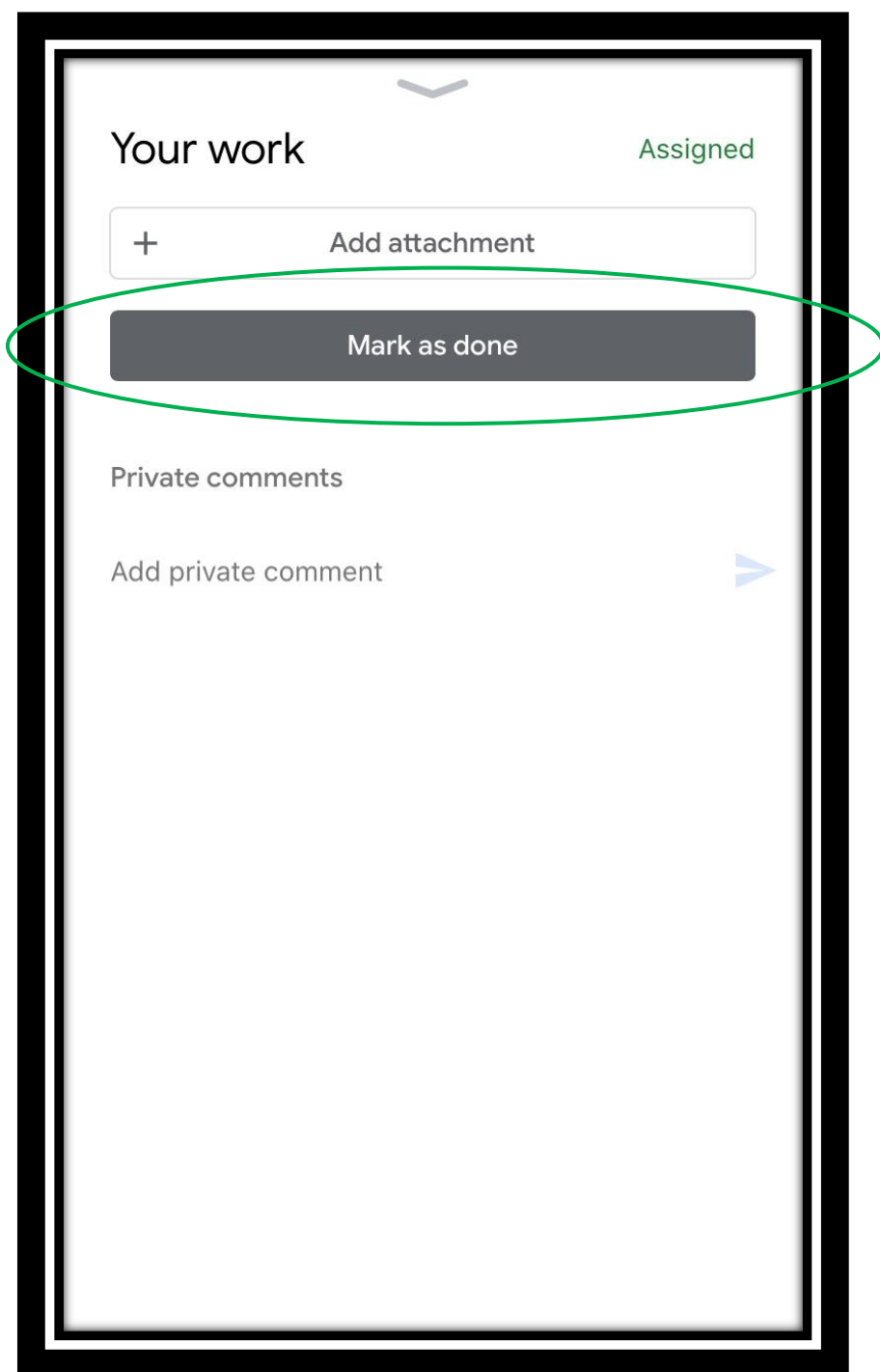
8. Tap "Your Work" on the bottom of the screen



9. Tap “Add attachment”




10. Choose either “file” or “Drive” if you’ve uploaded it to your Google Drive already



11. Once
you've
uploaded
your video,
tap "Mark as
Done"



That's it! You're Done!



End of PowerPoint.
Please email Mr. Tenore if you have any questions.

Go Trojans!